


Propozycje piosenek na ksylofon Dasha



Spis treści

1. Sto lat	2
2. Panie Janie	3
3. Pieski małe dwa	4
4. Była sobie żabka mała	5
5. Mam chusteczkę haftowaną	6
6. Jedzie pociąg	7



1. Sto lat

GEGEGAGFEF

FDFDFGFEDE

GGEGGEGCHAGA

HHHC

1 forward 1

2 turn left 1

3 turn right 1

Privacy

Sto lat

This screenshot shows the first three steps of a Scratch script. Step 1 is a 'forward' block with a duration of 1. Step 2 is a 'turn left' block with a duration of 1. Step 3 is a 'turn right' block with a duration of 1. The interface includes a play button, a privacy icon, and a title bar with a hamburger menu and a trash icon.

4 turn right 1

5 forward 1

6 no motion 1

Privacy

Sto lat

This screenshot shows the next three steps of the Scratch script. Step 4 is a 'turn right' block with a duration of 1. Step 5 is a 'forward' block with a duration of 1. Step 6 is a 'no motion' block with a duration of 1. The interface is consistent with the previous screenshot, showing the play button, privacy icon, and title bar.



2. Panie Janie



CDEC CDECEFG EFG GAGFEC GAGFEC CDC CDC

1

2

3

no motion 1 no motion 1 no motion 2

Privacy

Panie Janie

4

no motion 1

2

Privacy

Panie Janie



3. Pieski małe dwa

GGGGE

FEDEFF

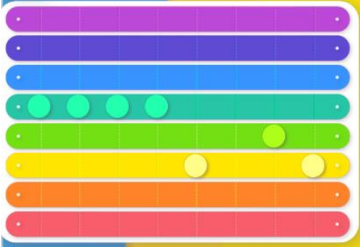
GGGGE

FEDEFF

GGFGA

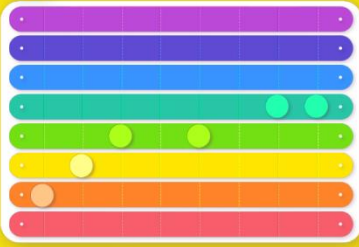
HGECDDC

1



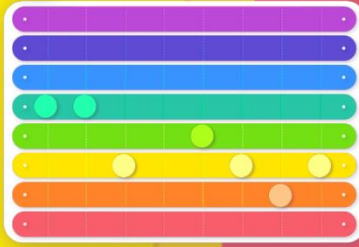
no motion 1

2



no motion 1

3

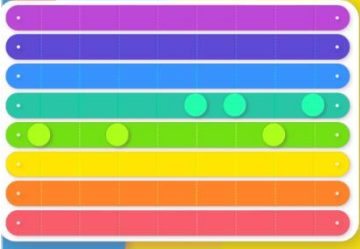


no motion 1

Privacy

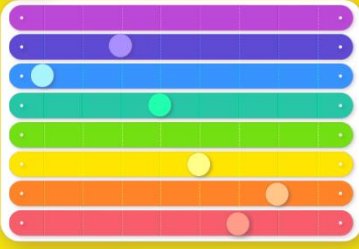
☰ Pieski male dwa 🗑️

4




no motion 1

5



no motion 1

6



no motion 1

Privacy

☰ Pieski male dwa 🗑️



4. Była sobie żabka mała

CCCE GGGE DDFE EGG CCCE GGGE GFEDC
AAAc GGGE DDFE EGG AAAC GGGE GFEDC

This screenshot shows the first three steps of a sequence in a Scratch-like programming environment. Each step is represented by a numbered box (1, 2, 3) containing a set of five horizontal tracks with colored dots. Below each track set is a 'no motion' label and a '1' in a circle. A large play button is centered below the steps. The interface includes a menu icon on the left, a title bar with 'Zabka mala', a play button, and a trash icon on the right. A 'Privacy' label is also visible on the right side.

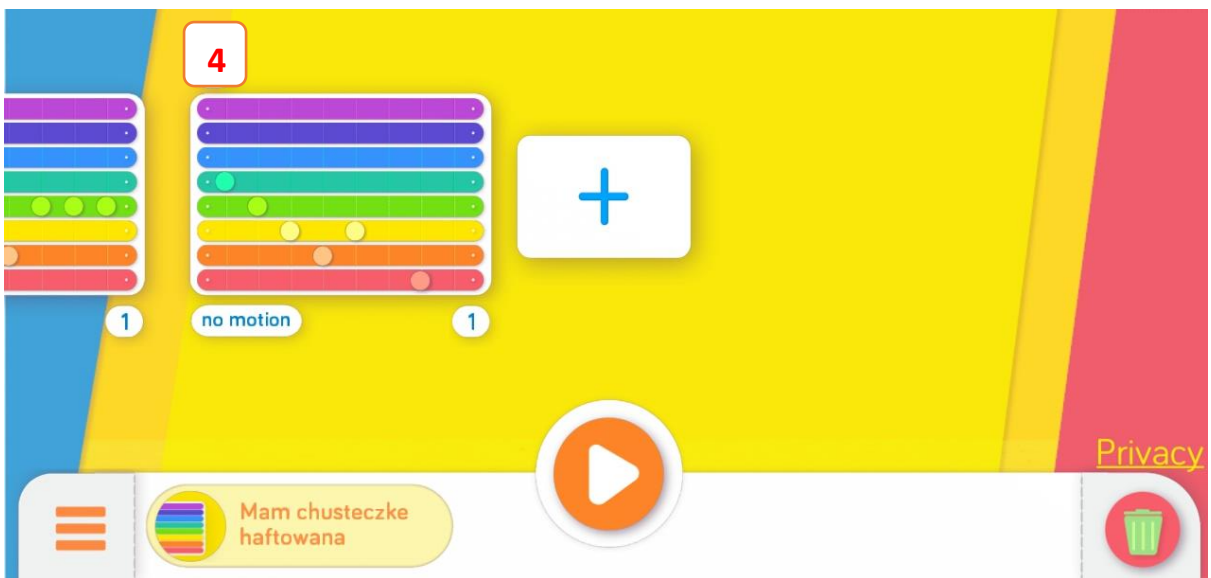
This screenshot shows steps 4, 5, and 6 of the sequence. Each step is a numbered box (4, 5, 6) with five horizontal tracks and colored dots. Below each track set is a 'no motion' label and a '1' in a circle. The interface elements are consistent with the previous screenshot, including the menu icon, title bar, play button, and trash icon.

This screenshot shows steps 7 and 8 of the sequence. Each step is a numbered box (7, 8) with five horizontal tracks and colored dots. Below each track set is a 'no motion' label and a '1' in a circle. A large plus sign is positioned to the right of step 8. The interface elements are consistent with the previous screenshots.



5. Mam chusteczkę haftowaną

EGGGEGGG
AGFEFD
DFFDFFF
GFEDEC



6. Jedzie pociąg

CFAGFEF | CFAGFEF | CFACBAG | CEGBAGF

The screenshot displays a Scratch project titled "Jedzie pociąg" (Train). The stage features three train cars, each with a motion monitor. The first car, labeled "1", has a "forward" motion monitor set to 2. The second car, labeled "2", has a "no motion" monitor set to 1. The third car, labeled "3", has a "no motion" monitor set to 1. A play button is centered on the stage. On the right side, there is a "Privacy" link and a trash icon. The background is a yellow and blue gradient.



Spróbuj teraz opracować samodzielnie inne utwory!

Dash i Dot polecają:

1. Kurki trzy
2. My jesteśmy krasnoludki
3. Kaczka dziwaczka
4. Jadą jadą misie
5. Mary mała owcę ma
6. Wiosna
7. Lulajże Jezuniu
8. Hallelujah
9. Gdy śliczna panna

